

## Sensor/Actuator cable - SAC-17P-MS/2,0-35T/M23FS SHSCO - 1437423

Please be informed that the data shown in this PDF Document is generated from our Online Catalog. Please find the complete data in the user's documentation. Our General Terms of Use for Downloads are valid (<http://phoenixcontact.com/download>)



Sensor/Actuator cable, 17-position, PUR/PVC, Black RAL 9005, shielded, Plug straight M12 SPEEDCON, A-coded, on Socket straight M23, Cable length: 2 m

### Product Features

- ✓ Easy and safe: 100% electrically tested plug-in components
- ✓ Save time, thanks to installation with SPEEDCON fast locking system
- ✓ Save space – with high-pos. connectors
- ✓ Reliable signal transmission – 360° shielding in environments with electromagnetic interference



### Key commercial data

Packing unit	1 pc
Weight per Piece (excluding packing)	309.8 GRM
Custom tariff number	85444290
Country of origin	Germany

### Technical data

#### Dimensions

Length of cable	2 m
-----------------	-----

#### Ambient conditions

Ambient temperature (operation)	-25 °C ... 90 °C (Plug / socket)
	-40 °C ... 125 °C (Plug / socket)
Degree of protection	IP65
	IP67

#### General

Rated current at 40°C	1.5 A
Rated voltage	30 V

## Sensor/Actuator cable - SAC-17P-MS/2,0-35T/M23FS SHSCO - 1437423

### Technical data

#### General

Number of positions	17
Contact resistance	≤ 5 mΩ
Insulation resistance	≥ 100 MΩ
Coding	A - standard
Standards/regulations	M12 connector IEC 61076-2-101
Status display	No
Protective circuit/component	Unwired
Surge voltage category	II
Pollution degree	3
Torque	0.4 Nm (M12 connector)

#### Material

Contact material	CuZn
Contact surface material	Ni/Au
Contact carrier material	PBT / PA 66
Material of grip body	PUR
Material, knurls	Nickel-plated brass
Sealing material	FKM

#### Cable

Cable type	Black PUR/PVC twisted pair
Cable type (abbreviation)	35T
Conductor cross section	0.14 mm <sup>2</sup>
AWG signal line	26
Conductor structure signal line	18x 0.10 mm
Core diameter including insulation	1 mm ±0.05 mm
Wire colors	White-brown, green-yellow, gray-pink, blue-red, black-violet, gray/pink-red/ blue, white/green-brown/green, white/yellow-yellow/brown-white/gray
Overall twist	Eight pairs around the filler to the core
Shielding	Tinned copper braided shield
Optical shield covering	85 %
External sheath, color	Black RAL 9005
External cable diameter	9.20 mm
Number of bending cycles	2000000
Bending radius	92 mm
Traversing path	10 m
Traversing rate	3 m/s
Acceleration	10 m/s <sup>2</sup>
Outer sheath, material	PUR

# Sensor/Actuator cable - SAC-17P-MS/2,0-35T/M23FS SHSCO - 1437423

## Technical data

### Cable

Material, inner sheath	PVC
Material conductor insulation	PVC
Conductor material	Tin-plated Cu litz wires
Conductor resistance	142 Ω/km
Flame resistance	DIN VDE 0472 part 804, test type B
Resistance to oil	DIN VDE 0472 Part 803, test type B
Other resistance	Hydrolysis and microbe resistant as per VDE 0282 section 10
Ambient temperature (operation)	-40 °C ... 80 °C (cable, fixed installation)
	-5 °C ... 80 °C (cable, flexible installation)

## Classifications

### eCl@ss

eCl@ss 4.0	27060306
eCl@ss 4.1	27060306
eCl@ss 5.0	27061801
eCl@ss 5.1	27061801
eCl@ss 6.0	27061801
eCl@ss 7.0	27061801
eCl@ss 8.0	27061801

### ETIM

ETIM 3.0	EC001855
ETIM 4.0	EC001855
ETIM 5.0	EC001855

### UNSPSC

UNSPSC 6.01	31251501
UNSPSC 7.0901	31251501
UNSPSC 11	31251501
UNSPSC 12.01	31251501
UNSPSC 13.2	31251501

## Approvals

### Approvals

# Sensor/Actuator cable - SAC-17P-MS/2,0-35T/M23FS SHSCO - 1437423

## Approvals

Approvals

GOST

---

Ex Approvals

---

Approvals submitted

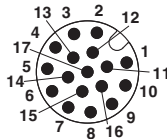
---

## Approval details



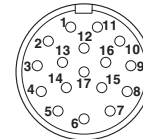
## Drawings

Schematic diagram



Pin assignment M12 male connector, 17-pos., male side view

Schematic diagram



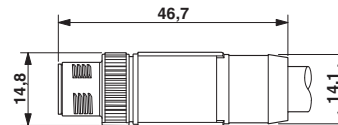
Connector pin assignment M23 socket, 17-pos., female side view

Cable cross section



Black PUR/PVC twisted pair [35T]

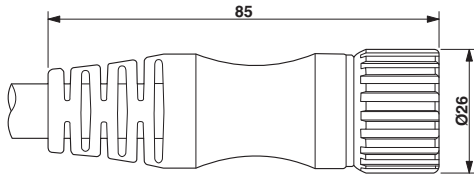
Dimensioned drawing



M12 SPEEDCON plug, straight, shielded

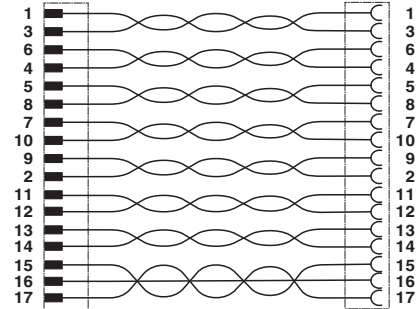
# Sensor/Actuator cable - SAC-17P-MS/2,0-35T/M23FS SHSCO - 1437423

Dimensioned drawing



M23 socket, straight, shielded

Circuit diagram



Contact assignment of the M12 plug and the M23 socket