

注記 NOTES

- 偶数極品に適用。
APPLIES ONLY TO EVEN NO. CKT. SIZES.
- 嵌合相手: 51102, 51103 シリーズ
MATES WITH: 51102, 51103 SERIES.
- 累積ピッチの許容差は、20ピッチで ±1.0mm とする。
ACCUMULATED TOLERANCE IS TO BE ±1.0mm PER 20 PITCH.
- 粘着テープは、台紙からはみ出さないこと。
THE ADHESIVE TAPE SHOULD NOT BE PROTRUDED FROM THE BASE TAPE.
- リード線の曲がりの許容差は 1mm MAX. とする。
CAMBER OF THE LEADS: 1mm MAX.
- 測定位置は、コネクタの先端とする。
INCLINED POSITION FROM THE CENTER-LINE, SHOULD BE 1mm MAX. MEASURING SHOULD BE DONE, USING THE TOP OF BASE TAPE AS DATUM.
- 測定位置は、台紙の上端としリード線の中心線との間隔とする。
DIM. 3.85 AND DIM. 5 SHOULD BE MEASURED ON THE TOP OF BASE TAPE. DIMENSIONS ARE A SPACING BETWEEN THE CENTER-LINES.

300	6.25	25.4	22.4	20.7	17.5	53426-0890	8
	5	↑	19.9	18.2	15	↑	-0790
	3.75	↓	17.4	15.7	12.5	↓	-0690
	2.5	↓	14.9	13.2	10	↓	-0590
700	1.25	25.4	12.4	10.7	7.5	↓	-0490
	0	12.7	9.9	8.2	5	↓	-0390
	—	12.7	7.4	5.7	2.5	53426-0290	2
包装数量/箱 QTY/CARTON	E	D	C	B	A	MATERIAL NO.	極数 NO. OF PINS

注記 NOTES

8. 製品型番の下1桁は色を表す。
LAST DIGIT OF PART NUMBER INDICATES COLOR.
O : 白 WHITE

台紙
BASE TAPE

GENERAL TOLERANCES (UNLESS SPECIFIED)	
10 UNDER	±0.2
10 OVER 30 UNDER	±0.25
30 OVER	±0.3
ANGULAR	±3 °
DRAFT WHERE APPLICABLE MUST REMAIN WITHIN DIMENSIONS	

DIMENSION STYLE: MM ONLY

SCALE: 3:1

DESIGN UNITS: METRIC

THIRD ANGLE PROJECTION

DRAWN BY: K. TOJO DATE: 1993/05/24

CHECKED BY: K. ASAKAWA DATE: 2001/11/13

APPROVED BY: T. YAMAGUCHI DATE: 2001/11/13

TITLE: 2.5 W/B CONN WAFER ASSY R/A RADIAL TAPING -LEAD FREE-

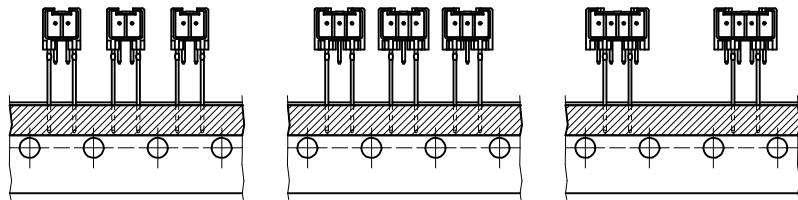
MATERIAL NO.: SEE TABLE

DOCUMENT NO.: SD-53426-002

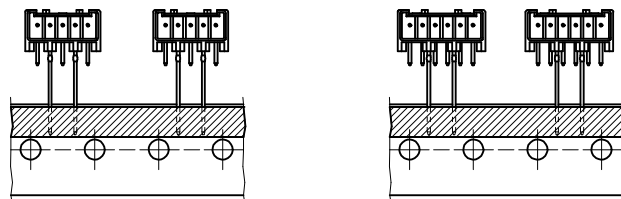
SHEET NO.: 1 OF 2

SIZE: A3

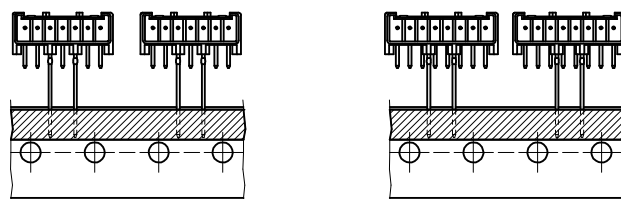
THIS DRAWING CONTAINS INFORMATION THAT IS PROPRIETARY TO MOLEX INCORPORATED AND SHOULD NOT BE USED WITHOUT WRITTEN PERMISSION



(2 極) (2 CKT.) (3 極) (3 CKT.) (4 極) (4 CKT.)

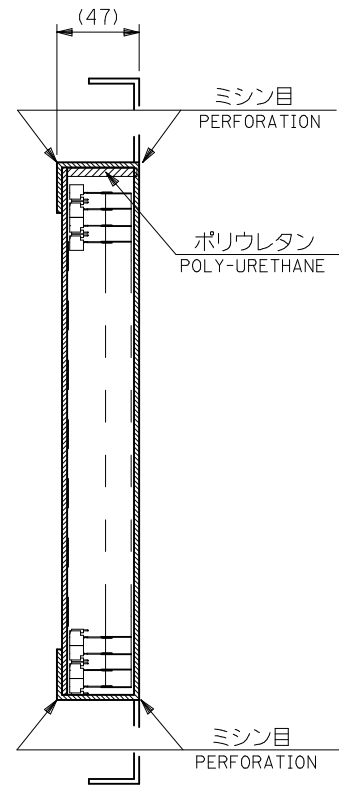
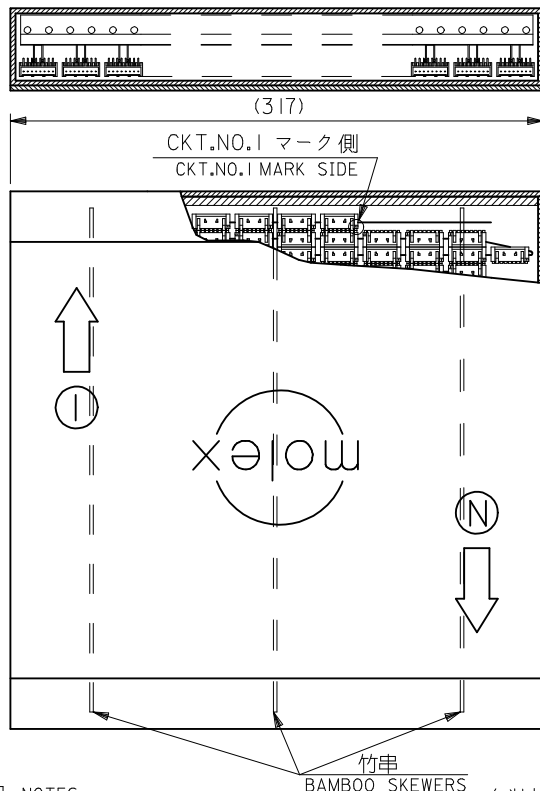
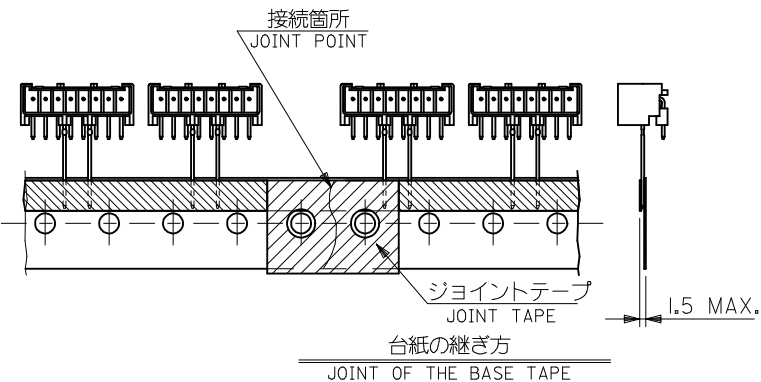


(5 極) (5 CKT.) (6 極) (6 CKT.)



(7 極) (7 CKT.) (8 極) (8 CKT.)

極数別テーピング状態図
CKT. TAPING FORM



注記 NOTES

- 包装形態はつづら折りで箱詰め。
RADIAL TAPE IS FOLDED AND PILED IN THE CARTON.
- テーピングの両端には、5個以上の送り穴を設けること。
BOTH ENDS OF TAPING, MORE THAN 5 FEEDING HOLES SHOULD BE PROVIDED.
- コネクタの欠落数は、D寸法 (SHEET 1 OF 2 参照) が12.7の場合連続3個まで、2.5.4の場合1個とする。(折り目ごとの1個抜きも含む)
ALLOWABLE NUMBERS OF CONSECUTIVE MISSING CONNECTORS:
FOR CONNECTORS WHERE D=12.7,=3(REFER TO SHEET 1 OF 2)
FOR CONNECTORS WHERE D=2.5,4,=1
- 台紙の継ぎ目のずれは、いかなる方向からも±0.3以内とする。
MISMATCHED JOINT OF THE BASE TAPE SHOULD BE KEPT WITHIN ±0.3mm IN EVERY DIRECTIONS.
- 図中以外の項目は、日本工業規格 JIS C0805 * 電子部品のテーピング * を適用。
ITEMS UNLESS OTHERWISE SPECIFIED, JIS C 0805 (TAPING OF ELECTRONIC COMPONENTS) SHOULD BE APPLIED.

包装状態図

REVISED EC NO: J2009-0576 DRAWN: MAKURAA 2008/12/16 CHKD: T. HARUYAMA 2008/12/16 APPR: NUKITA 2009/01/19	GENERAL TOLERANCES (UNLESS SPECIFIED)		DIMENSION STYLE MM ONLY	SCALE ---	DESIGN UNITS METRIC	THIRD ANGLE PROJECTION
	10 UNDER	±0.2	DRAWN BY K. TOJO	DATE 1993/05/24	TITLE 2.5 W/B CONN WAFER ASSY R/A RADIAL TAPING -LEAD FREE-	
	10 OVER 30 UNDER	±0.25	CHECKED BY K. ASAKAWA	DATE 2001/11/13	MOLEX INCORPORATED	
	30 OVER	±0.3	APPROVED BY T. YAMAGUCHI	DATE 2001/11/13	DOCUMENT NO. SD-53426-002	SHEET NO. 2 OF 2
REV	DESCRIPTION	ANGULAR ±3 ° DRAFT WHERE APPLICABLE MUST REMAIN WITHIN DIMENSIONS	MATERIAL NO. SEE CHEET 1	THIS DRAWING CONTAINS INFORMATION THAT IS PROPRIETARY TO MOLEX INCORPORATED AND SHOULD NOT BE USED WITHOUT WRITTEN PERMISSION		