

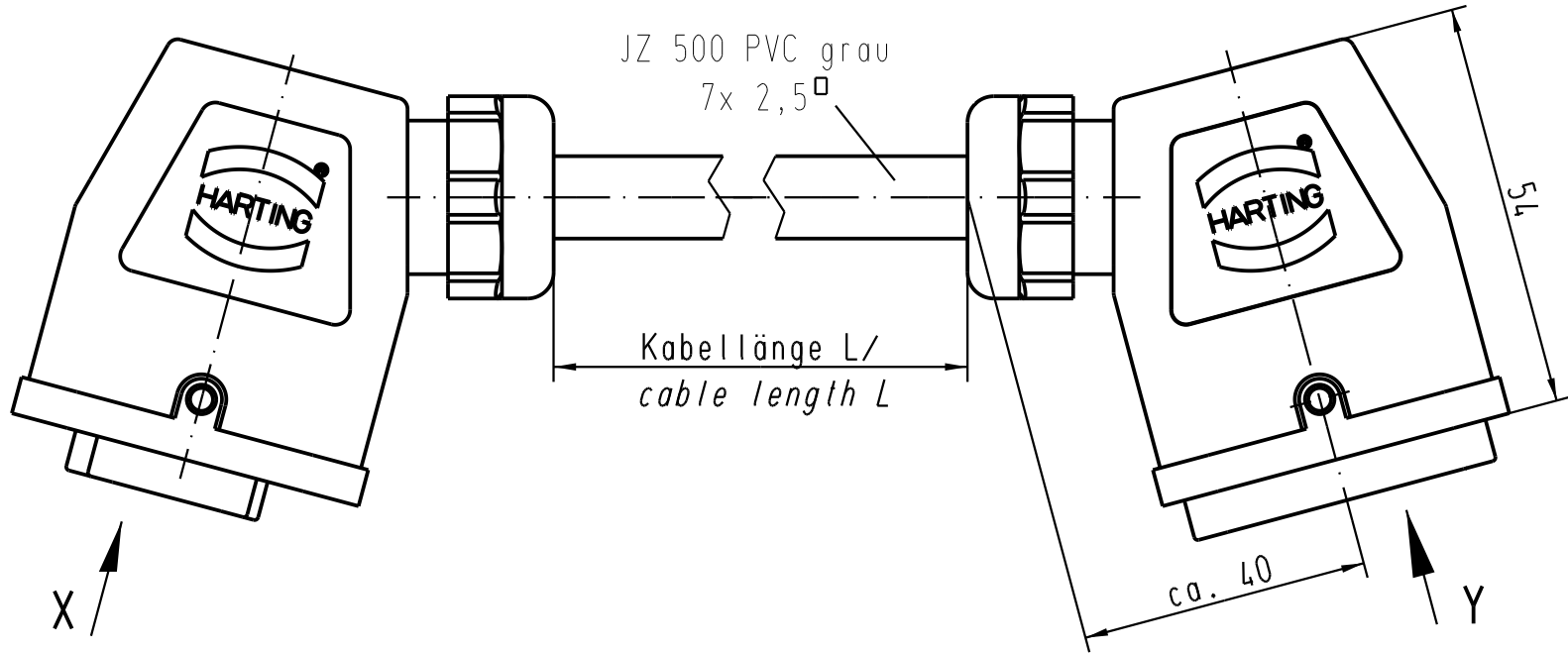
1 2 3 4 5 6

A

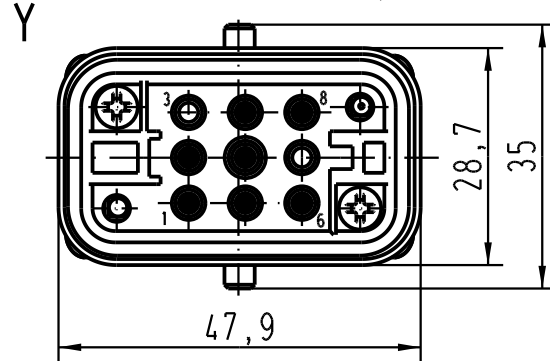
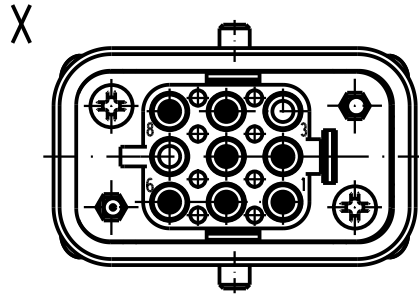
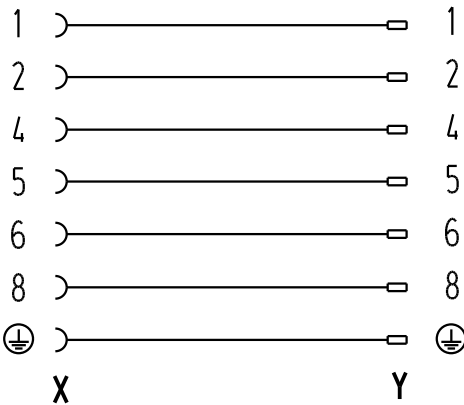
B

C

D



Belegungsplan/
cable assign:



20 88 821 0300	30,00
20 88 821 0150	15,00
20 88 821 0100	10,00
20 88 821 0050	5,00
20 88 821 0030	3,00
20 88 821 0015	1,50
Art.-Nr.	L /m

	All Dimensions in mm Original Size DIN A 4		Techn. Character.			Nicht tolerierte Masse/ Free size tolerances	
				Dat.	Name	Massstab/Scale	
			Detail.	22.02.05	Ste	1:1	
			Insp.		Be		
			Stand.				
411464			HARTING Electric GmbH & Co. KG D-32339 Espelkamp				
Mod.	Dat.	Name					
						Sub.	