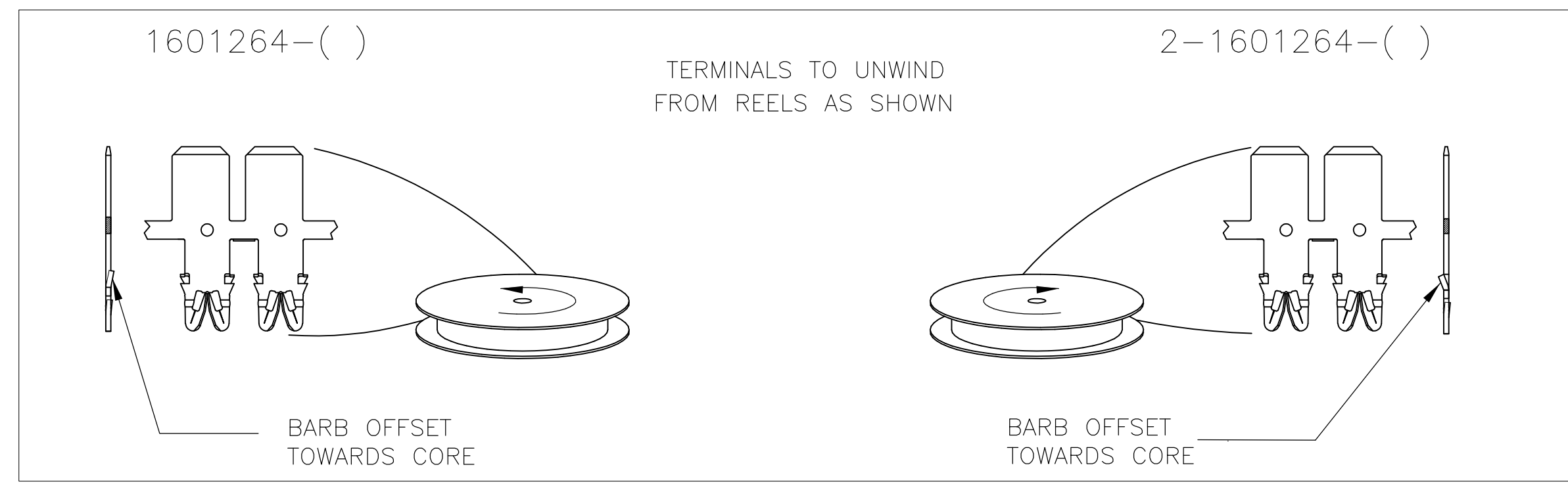
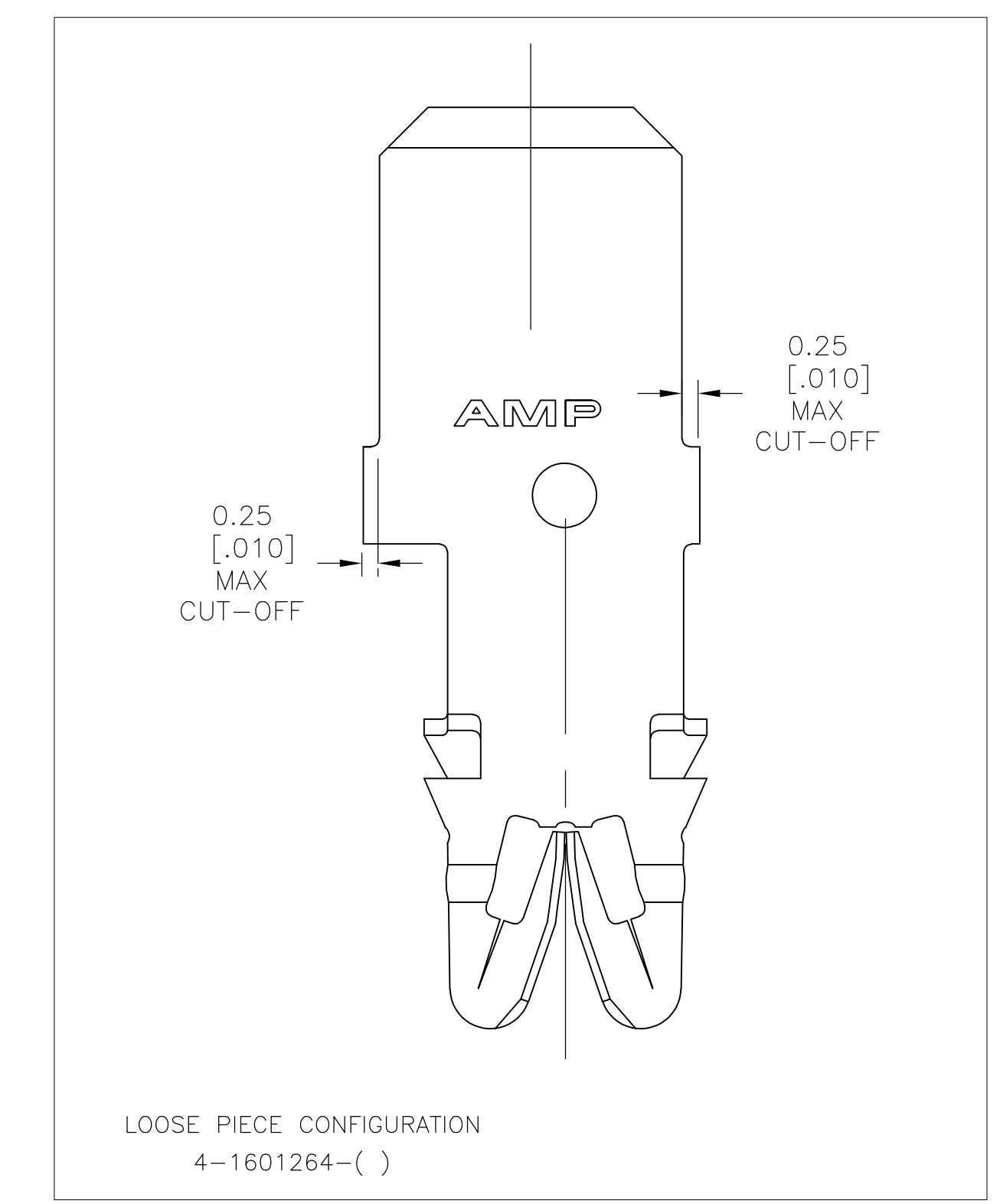
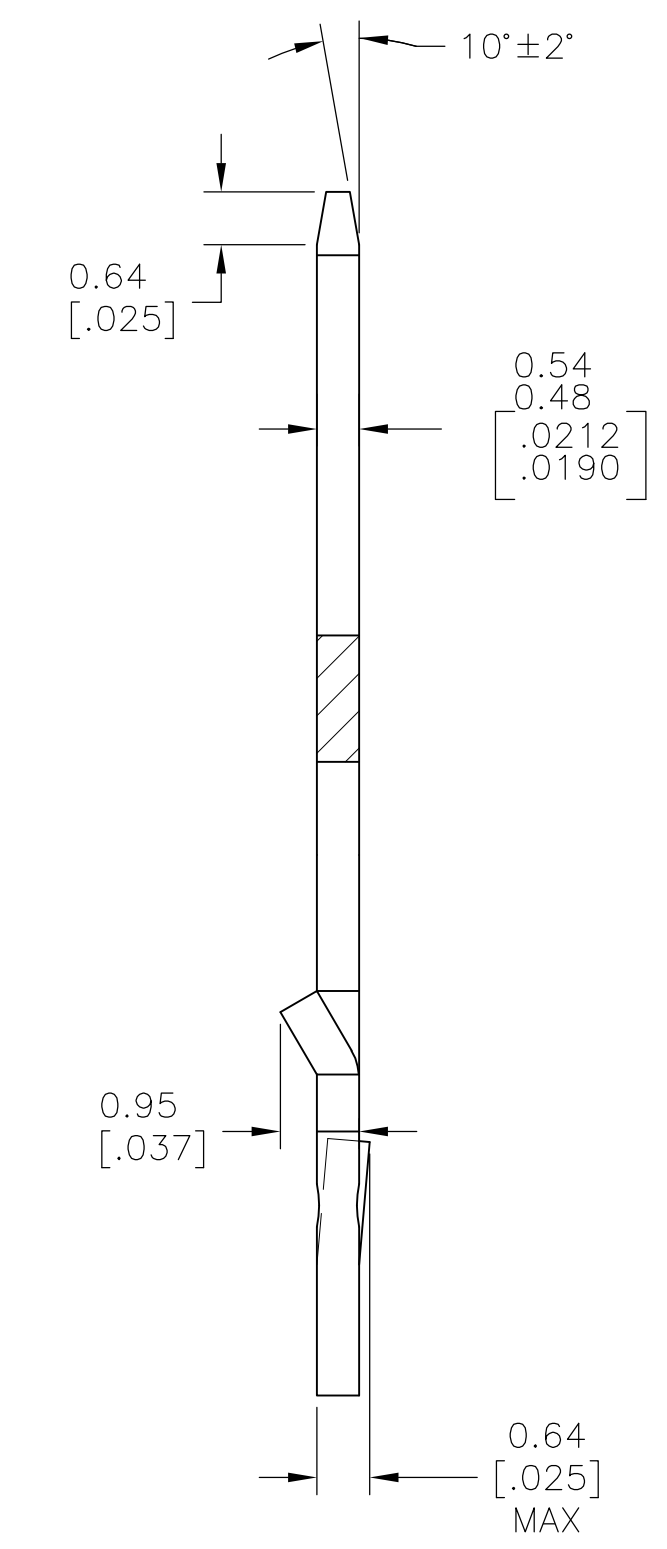
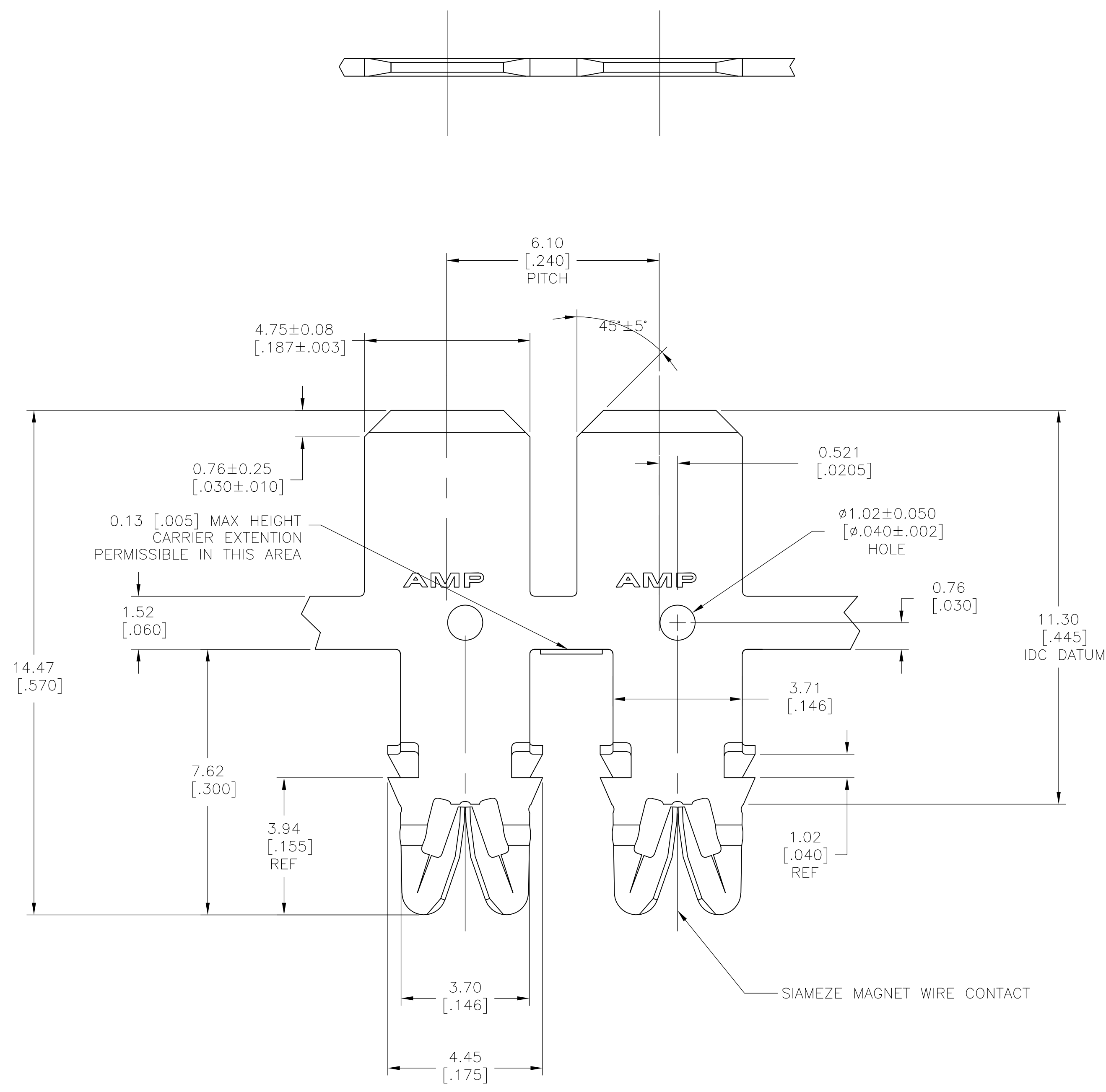


LOC	DIST	REVISIONS			
REV	DATE	DESCRIPTION	DATE	BY	APPV
A1	20APR12	REVISED PER ECR-12-007322		KH	GJ

- 1 SPECIFICATION: WIRE RANGE; #18-#34 AWG. 0.16-1.02 mm [.006-.040] DIA. COPPER MAGNET WIRE.
- 2 POCKET RECOMMENDATION: 1601425 EXCEPT 7.61 [.300] HIGH, ALTERNATE POCKET 1601431
- 3 TERMINAL APPLICATION TO COMPLY WITH TYCO ELECTRONICS SPEC 114-13166, CONSULT TYCO ELECTRONICS PRODUCT ENGINEERING FOR PROPER INSERTION DEPTH.
- 4 POST PLATED TIN OVER COPPER
- 5 2 TERMINALS SHOWN FOR ILLUSTRATION PURPOSES.
- 6 NON-STANDARD PACKAGING. REDUCED QUANTITY. REEL WITH FLUTED PLASTIC FLANGES AND PAPER CORE. PAPER INTERLEAVING. PLACED IN A PLASTIC BAG.
- 7 NON-STANDARD PACKAGING. ALL PLASTIC REEL. PLASTIC INTERLEAVING. PLACED IN A PLASTIC BAG.
- 8 NON-STANDARD DOUBLE BAG.
- 9 PRELIMINARY - NOT FOR PRODUCTION



8	9	4-1601264-2
7	9	1601264-4
6	9	1601264-3
STANDARD	9	1601264-2
PACKAGING		PART NUMBER

THIS DRAWING IS A CONTROLLED DOCUMENT.		DIN 10MAR11		J.R. RUTH	
DIMENSIONS: mm [INCHES]		TOLERANCES UNLESS OTHERWISE SPECIFIED:		G.K. JACOPO 10MAR11	
0 PLC	± -	1 PLC	± -	APPROVED: G. JACOPO 10MAR11	
1 PLC	± -	2 PLC	± 0.13 [.005]	NAME: STANDARD RANGE WIRE TO 4.75 [.187] X 0.51 [.020]. OFFSET TAB SIAMEZE TERMINAL.	
2 PLC	± -	3 PLC	± -	PRODUCT SPEC: 108-2085	
3 PLC	± -	4 PLC	± -	APPLICATION SPEC: 3	
4 PLC	± -	ANGLES	± °	SIZE: A1	
MATERIAL: FULL HARD BRASS	FINISH: 4	WEIGHT: -	CAGE CODE: 00779	DRAWING NO: 1601264	RESTRICTED TO: -
CUSTOMER DRAWING			SCALE: 11:1	SHEET: 1 OF 1	REV: A1